



SHARK WEEK



FIN TASTIC Activity Packet



www.sharks4kids.com

DIVE IN

FIN tastic Content

- 1. Save Sharks Coloring Sheet**
- 2. Shark Research Page**
- 3. Concentration Game**
- 6. Word Frenzy**
- 7. Create a Shark**
- 8. How to Draw a Shark**
- 9. Certificate**

HELP SAVE SHARKS...AND THE WORLD!

We celebrate Earth Day together - and hope you'll continue protecting our planet every day!

DITCH THE SINGLE-USE PLASTICS!

Make the switch!



- *Reusable water bottles
- *Metal & glass straws
- *Canvas tote bags



Great for groceries, toys, etc!



METAL STRAW



READ about sharks!

LEARN MORE THROUGH THESE RESOURCES!

- *Check out all the Shark and Ocean books at your local library!
- *www.sharks4kids.com for lots of JAWESOME shark facts!
- *www.sharktopia.org (and Sharks4Kids) for more free coloring pages!
- *www.kids.nationalgeographic.com for fun activities and endless info!

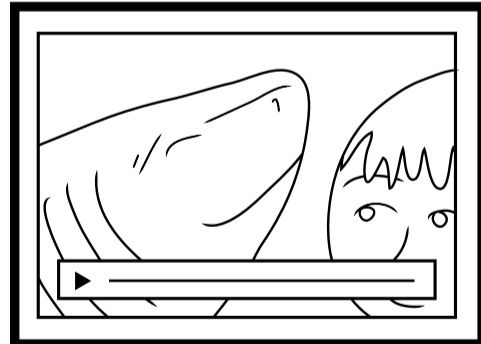
SHARE what you learn!

The more you know, the more you can speak up for sharks!




MAKE A POSTER!


MAKE A VIDEO!




50+ MILLION sharks are killed every year for their fins.



Learn about shark finning and how you can help through the resources above!



WRITE A BLOG POST!



A bright idea... Ask your teacher about scheduling a shark lesson with Sharks4Kids!



www.sharks4kids.com




www.sharktopia.org

Species Name:









Shark Research

Help Gates the Robo Shark Focus on one JAWWSOME species of shark. There are over 500 to choose from.

<p>What does it eat?</p>	<p>What part of the ocean does it live in? (coral reef, kelp forest, etc)</p>
<p>Describe your shark species (colour, markings, size, etc):</p>	<p>Draw or paste a picture of your shark species:</p>
<p>Is it endangered?</p>	








Sharks4Kids Sharky Concentration

Cut out the cards and mix them up. Place them facedown and on your own or with a partner, turn over two at a time. Use your memory skills to match up all the shark pairs.



Sharks4Kids Sharky Concentration

Cut out the cards and mix them up. Place them facedown and on your own or with a partner, turn over two at a time. Use your memory skills to match up all the shark pairs.



Sharks4Kids Sharky Concentration

Cut out the cards and mix them up. Place them facedown and on your own or with a partner, turn over two at a time. Use your memory skills to match up all the shark pairs.



WORD FRENZY!

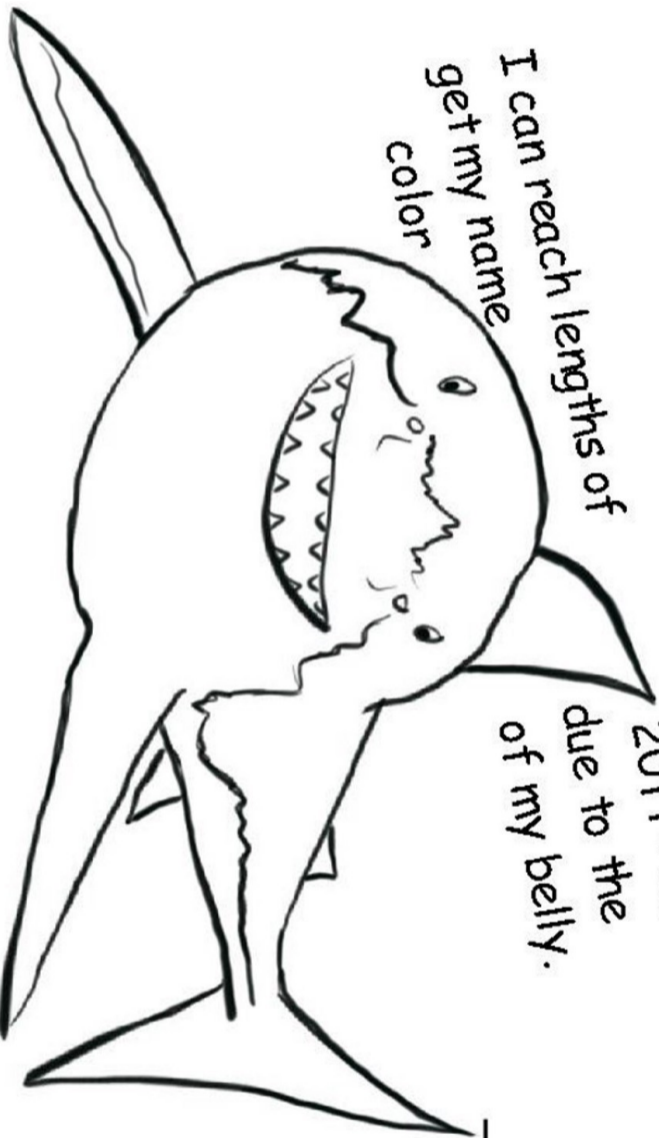
I'm best known for my stripes and I'll eat just about anything.



g r t e i

Can you unscramble the letters to discover the names of these JAWesome sharks?

I can reach lengths of
get my name
color




e g t r a

h t e w i

20ft+ and
due to the
of my belly.

g y m p y


I am known as one of
the fastest sharks in
the ocean!



o r s f i h t n

k o a m

Not all sharks are large. I am no bigger than 10 inches! That's how I got my name.





SAVE SHARKS & RAYS

CREATE YOUR OWN SHARK

I will help save sharks by:

Because they are
AMAZING * VITAL FOR HEALTHY OCEANS *
MANY SPECIES ARE IN TROUBLE




SHARK NAME: _____

Draw Your Own Shark!

Step 1




Step 2




Step 3




Step 4




Step 5




Step 6



Step 7



Step 8



Step 9



OFFICIAL SHARK AMBASSADOR



This certificate hereby certifies that



Successfully completed the
Sharks4Kids Save Sharks Project.



www.sharks4kids.com

