

SHARKS OF THE DEEP



FLASHLIGHT ACTIVITY





MATERIALS

- SHARKS OF THE DEEP COLORING PAGE
 - BLACK PERMANENT MARKER
 - COLORED MARKERS
 - WHITE AND BLACK PIECE OF PAPER
 - PAPER PROTECTOR
 - SCISSORS
- 

1


PRINT SHARKS OF THE DEEP
COLORING PAGE




SHARKS OF THE DEEP



GOBLIN SHARK



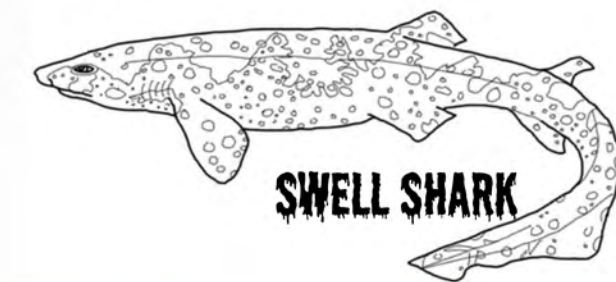
COOKIE CUTTER SHARK



MEGAMOUTH SHARK



GREENLAND SHARK



SWELL SHARK



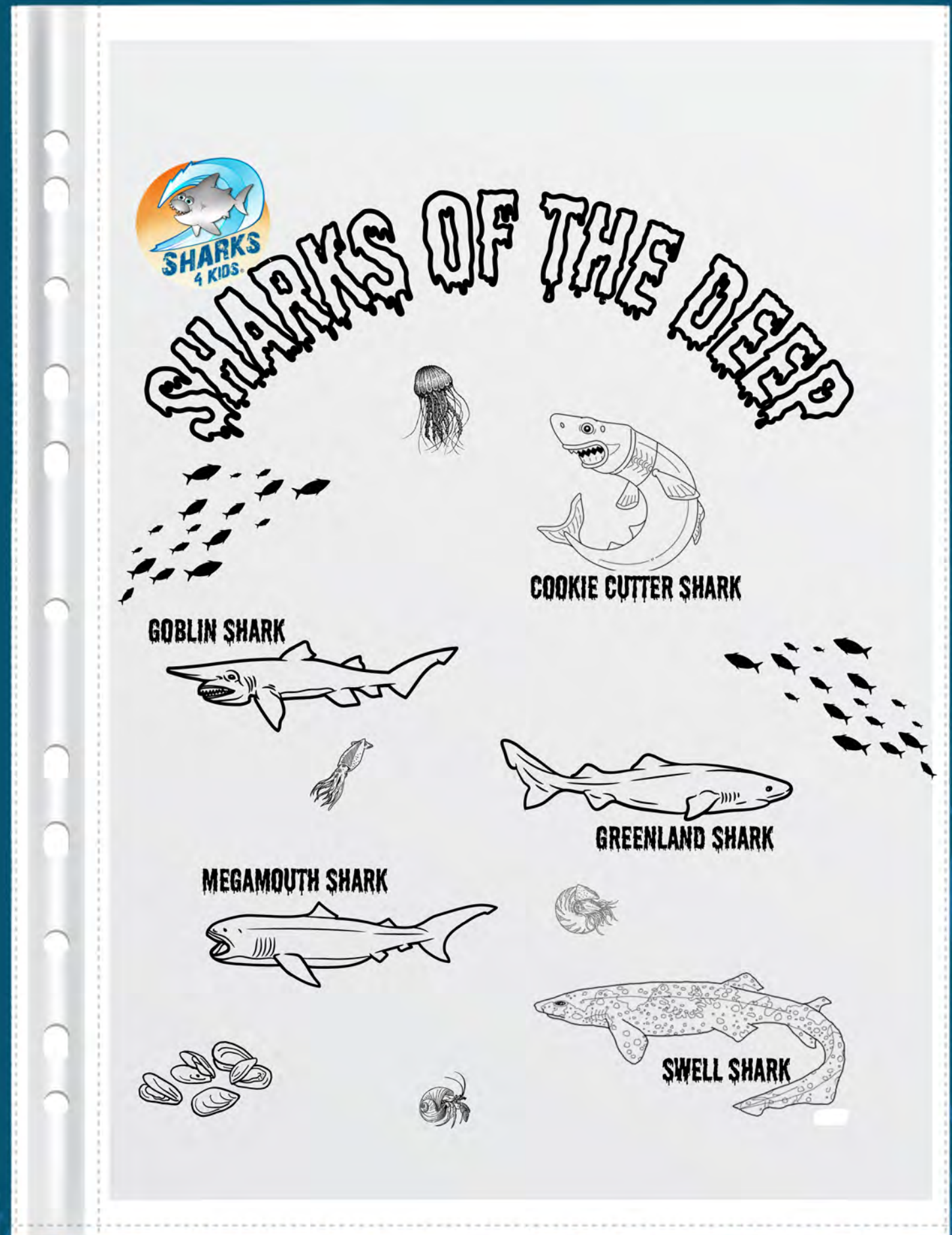
2



SLIDE THE COLORING PAGE INTO A PAPER PROTECTOR AND TRACE THE IMAGES ON THE PAPER PROTECTOR WITH A BLACK PERMANENT MARKER

*ADDITIONALLY YOU CAN COLOR THE SHARKS DIFFERENT COLORS/PATTERNS TO STAND OUT MORE LATER

*WHEN FINISHED TRACING AND COLORING YOU CAN REMOVE THE COLORING PAGE





**DRAW OR PRINT OUT A FLASH LIGHT
WITH "LIGHT" THEN CUT OUT TO USE LATER**





4

PLACE A BLACK PIECE OF PAPER
INTO THE PAPER PROTECTOR,
THEN USE YOUR FLASH LIGHT TO
UNCOVER THE SHARKS HIDING IN THE DEEP






SHARKS OF THE DEEP




COOKIE CUTTER SHARK

GOBLIN SHARK



GREENLAND SHARK

MEGAMOUTH SHARK



SWELL SHARK

